

Series 40 Wedge Lok

DSCC 84103 & CID 59590

### RECOMMENDED GAP WIDTH

PCB + 7.62 (.300)

### RECOMMENDED TORQUE

80 N-cm (7 in-lbs)

### WEIGHT

1.07 g/cm (. oz/in)

### MATERIALS AND FINISH

#### WEDGES

##### Material:

Aluminum Alloy 6061-T6 per j j

##### Finish:

See finish table on opposite page

#### SCREW AND WASHERS

.09-in. or 2.5-mm hex. socket head cap screw, depending on mounting configuration

##### Material:

Series 300 stainless steel per QQ-S-763 ASTM A-582

##### Finish:

Passivated per AMS2700

#### OPTIONAL LOCK V) FLAT WASHER

##### Material:

300 series stainless steel per QQ-S-763 and ASTM A-582

##### Finish:

Passivated per AMS2700

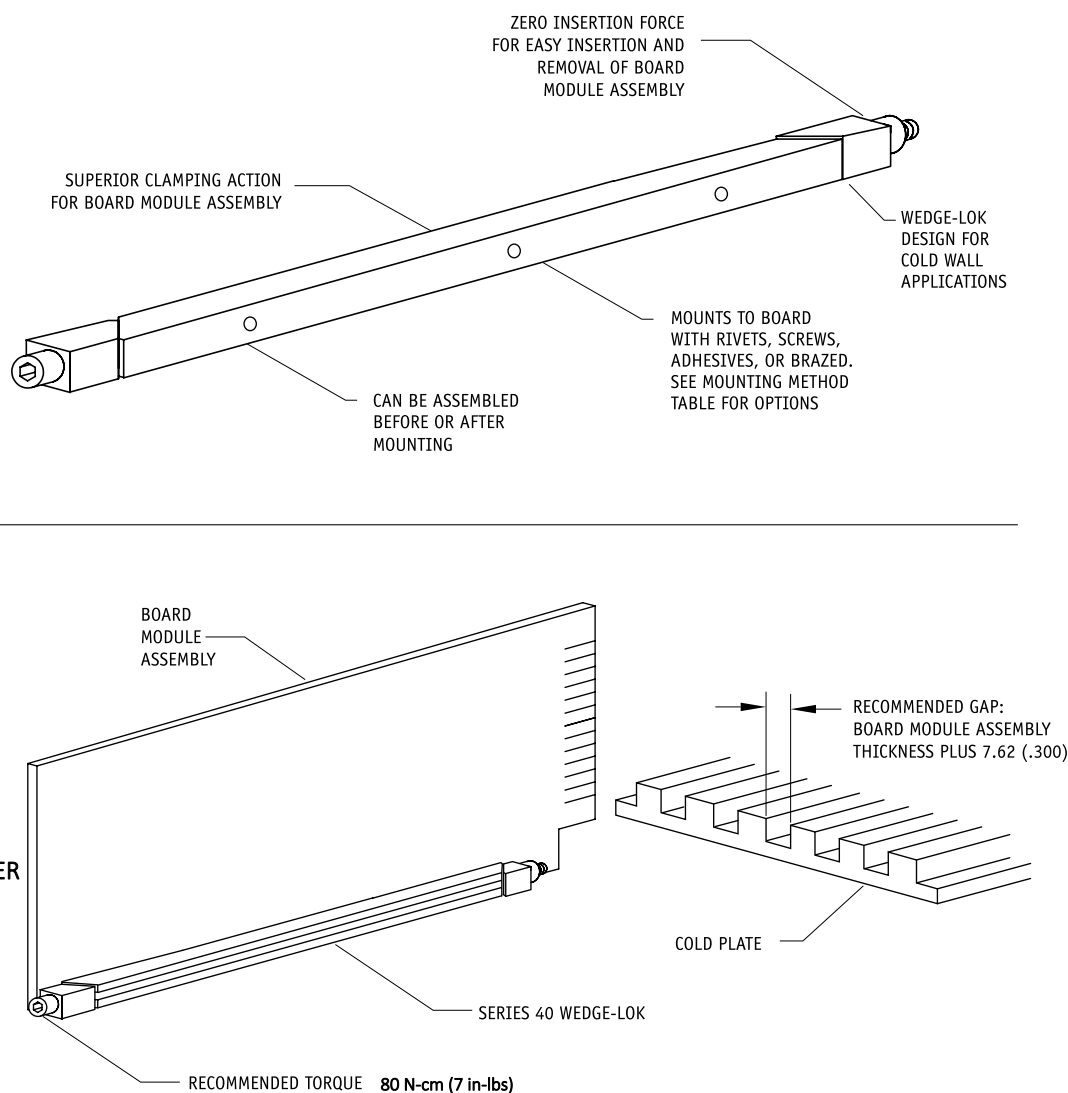
#### OPTIONAL LOCKNUT

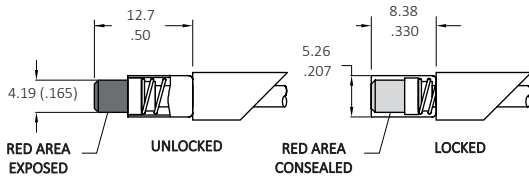
##### Material:

Type A286 stainless steel per ASTM AMS 5525

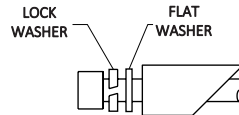
##### Finish:

Silver plate per AMS 2410

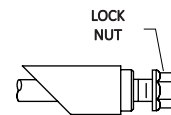


**VI OPTION**

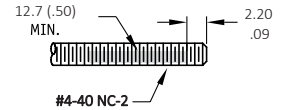
Indicates assembly is unlocked (adds 5.1 (.20) to screw length)

**LF OPTION**

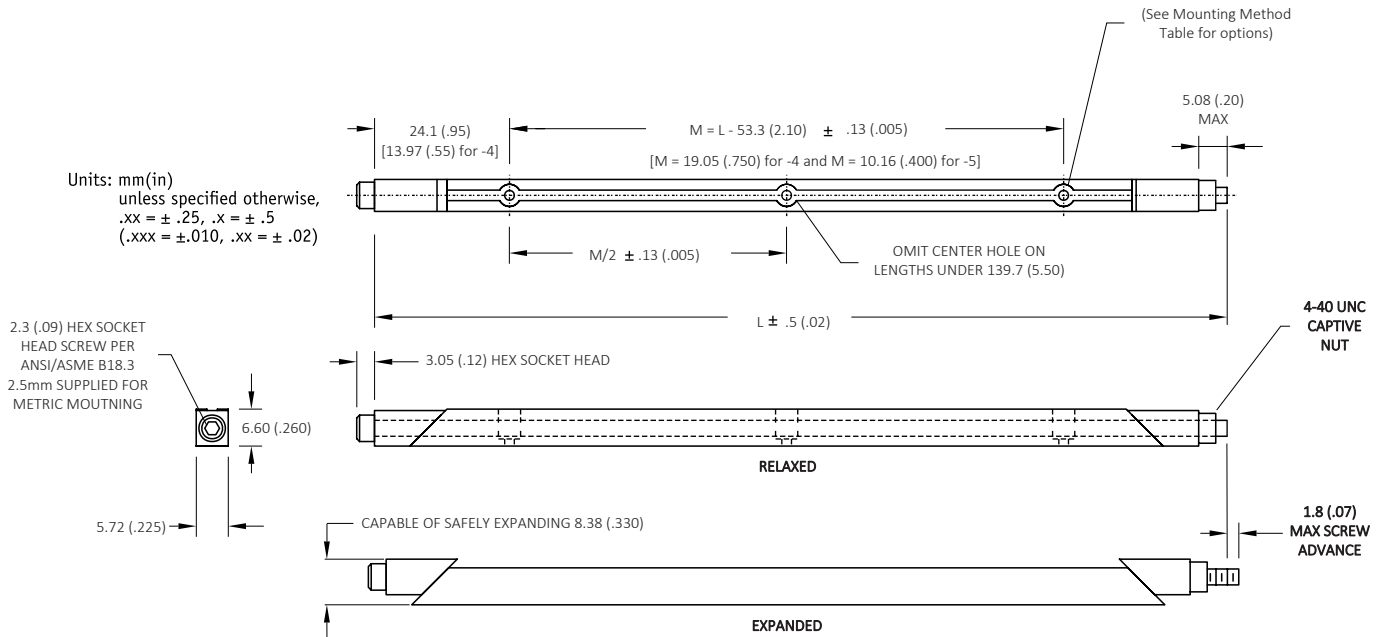
Provides additional resistance to shock and vibration (adds 2.5 (.10) in screw length)

**LN OPTION**

Captivates rear wedge when untorqued (adds 2.5 (.10) to screw length)

**L OPTION**

Provides additional resistance to shock and vibration



Units: mm(in)  
unless specified otherwise,  
.xx = ± .25, .x = ± .5  
(.xxx = ± .010, .xx = ± .02)

2.3 (.09) HEX SOCKET  
HEAD SCREW PER  
ANSI/ASME B18.3  
2.5mm SUPPLIED FOR  
METRIC MOUNTING

(See Mounting Method  
Table for options)

4-40 UNC  
CAPTIVE  
NUT

1.8 (.07)  
MAX SCREW  
ADVANCE

**Part Number Code**

Series 40 WEDGE-LOK Three-piece 40 VI - 10 - B - LF - LN - S - L

**Optional Visual Indicator**

Visual Indicator VI  
None [Blank]

**Length**

Length in 12.7 (.50) increments 4 [50.8 (2.00)]  
to 24 [304.8 (12.00)]

**Finish**

Black Anodized B  
or select code letter from Finish Table

**Lock/Flat Washers and Locknut**

Lock Washer and Flat Washer LF  
None [Blank]

Lock Nut LN  
None [Blank]

**Mounting**

2-56 UNC-2B Tapped Holes S  
Or select code letter from Mounting Method Table

**Lock Patch**

Lock Patch L  
None [Blank]

**Part Number Code example: 40VI-12-LF**

Series 40 WEDGE-LOK Three-piece, 152.4 (6.00) long, with Visual Indicator option, Chem Film finish, standard rivet hole mounting, and Lock and Flat Washer option.

**FINISH TABLE**

CODE LETTER	SURFACE FINISH
[blank]	CHEMICAL FILM PER MIL-DTL-5541, TYPE I, CLASS 1A, GOLD, NON ROHS COMPLIANT
CC	CHEMICAL FILM PER MIL-DTL-5541, TYPE II, CLASS 1A, CLEAR
EN	ELECTROLESS NICKEL PER MIL-C-26074, CLASS 4, GRADE B, BRIGHT
N	NICKEL PLATE PER QQ-N-290, CLASS 1, GRADE G, BRIGHT
B	BLACK ANODIZE PER MIL-A-8625, TYPE II, CLASS 2
B3	HARD BLACK ANODIZE PER MIL-A-8625, TYPE III, CLASS 2 HARD
B3D	BLACK ANODIZE WITH DRY FILM LUBE PER MIL-L-46010

**MOUNTING METHOD TABLE**

CODE LETTER	METHOD
[blank]	RIVET MOUNT (Ø 1.70 + .10/- .03 (.067 + .004/.001) THRU □ Ø3.96 (.156) ∇ 5.08 (.200) ∇ Ø 3.56 (.140) x 100°)
A	NO MOUNTING HOLES
S	2-56 UNC-2B TAPPED HOLE
T	0-80 UNF-2B TAPPED HOLE
M2	M2 X .40 TAPPED HOLE
M	M2.5 X .45 TAPPED HOLE
NOTE:	RIVET (BLANK) PARTS ARE SHIPPED UNASSEMBLED